


FLOWMORE SUBMERSIBLE SEWAGE PUMPS: (Figure 800)

Applications : In pumping stations, treatment plants, hotels, chemical, sugar, paper and other industries.

- ❖ Untreated domestic sewage
- ❖ Storm water
- ❖ Screened sewage
- ❖ Activated sludge
- ❖ Raw water
- ❖ Sinter, scrubber, liquor process water

Advantages and Features :

- ❖ Lower installation cost as pump is compact and a small sump is sufficient.
- ❖ Robust construction – includes separately sealed junction box, sq. cage motor and double mechanical seal.
- ❖ Simple and reliable operation. Operation of pump with automatic control unit ensures safety of pump.
- ❖ Pump is cooled by the liquid surrounding the pump or / and air.
- ❖ Motor is hermetically sealed.
- ❖ Provision of moisture sensor, bearing and winding temperature sensors, reverse rotation sensors.
- ❖ Non-clog design resulting in free passage of solids without any trouble.
- ❖ Double guide rail system or stool mounted designs to suit specific site requirements.
- ❖ Dry air filled totally enclosed motor with IP:68 protection, class 'F' insulation.
- ❖ Available from 3 KW to 550 KW rating.



IMPELLER :

The hi-duty, dyn. balanced impeller, 2 vane, radial flow design with large openings, well rounded leading edges.

DUAL CUTTER-GRINDER SYSTEM :

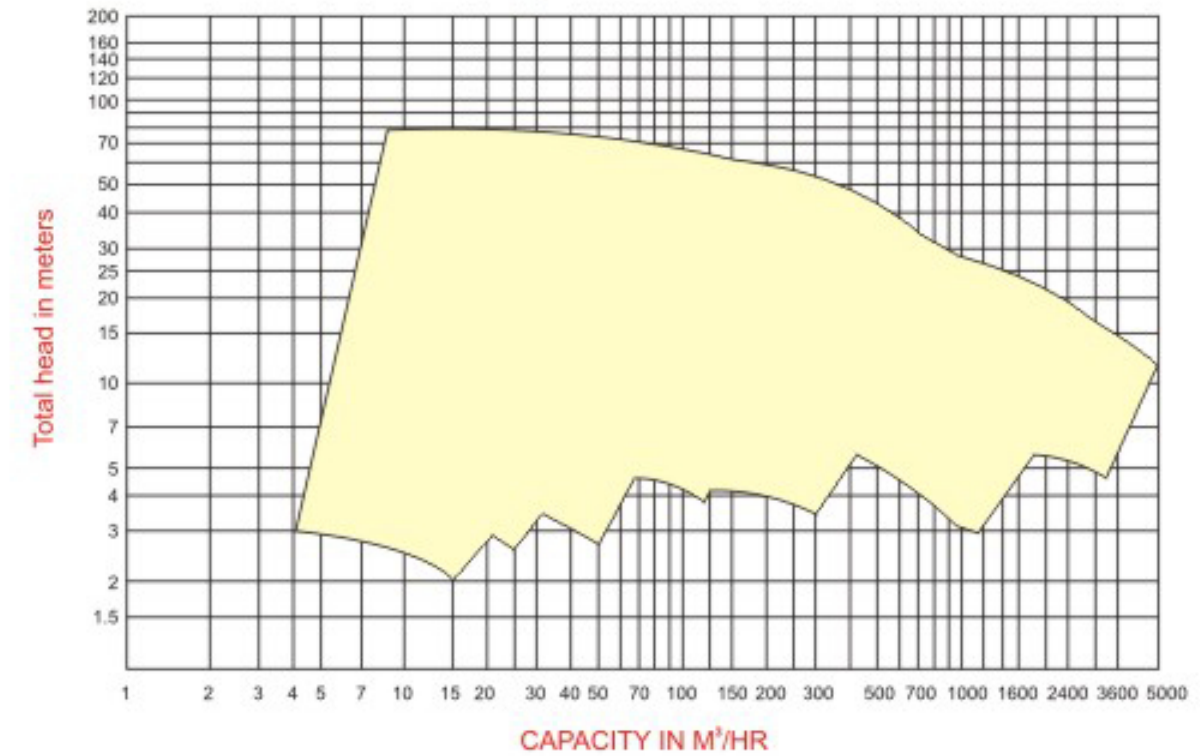
An exclusive dual cutter-grinder system is available on FLOWMORE submersible sewage pumps with a pre-cutter and a secondary cutter. This system cuts down plastic or similar solids into smaller pieces that can easily pass through impeller and volute.

POWER AND CONTROL CABLE :

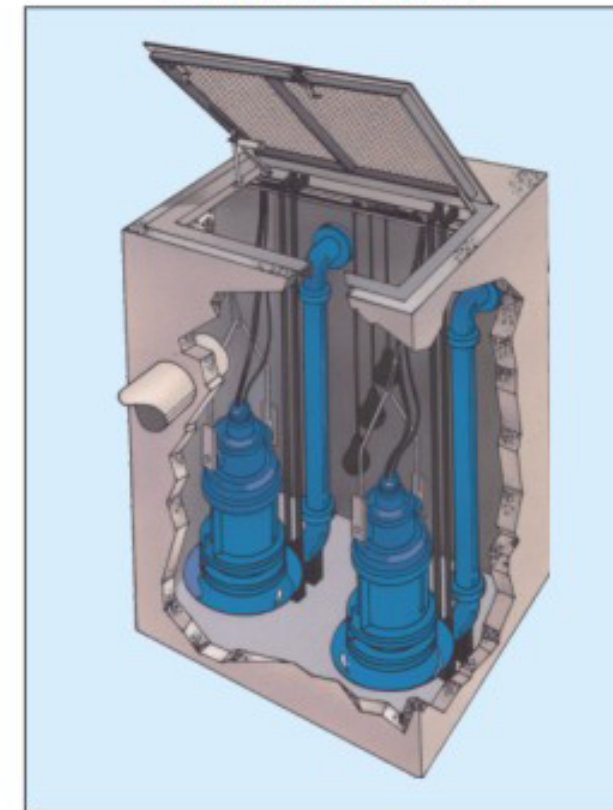
Both power and control cable leads are double sealed as they enter the motor top in such a manner that cable-wicking will not occur and no moisture can enter the motor

COVERAGE CHART

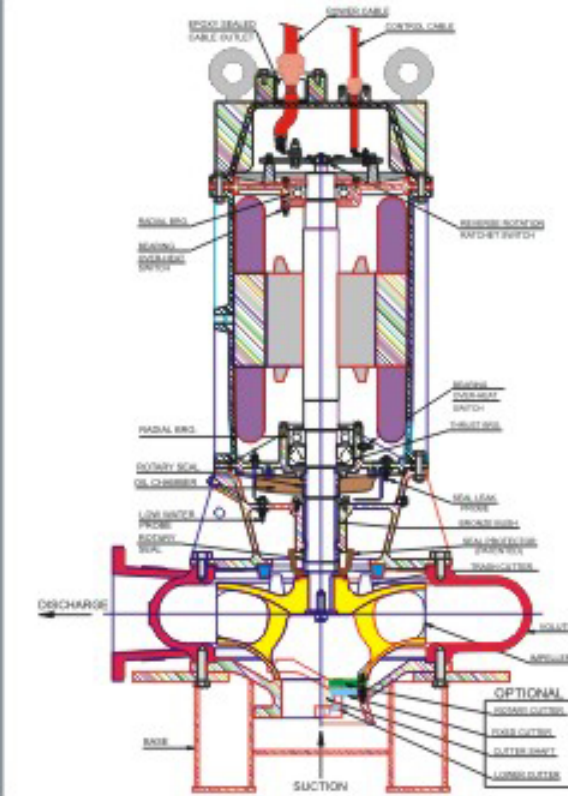
Speed - 1500 RPM






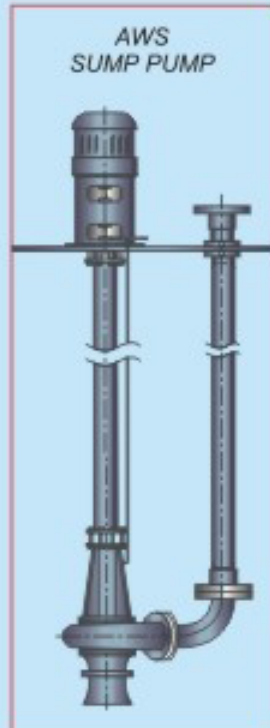
TYPICAL INSTALLATION



STOOL MOUNTED ARRANGEMENT



- The above curves are approximately and meant for tentative selection. For details, individual pump family curves must be referred to.
- Our range includes pumps for higher capacities and heads for which please refer to us.
- Due to continuous design improvements, we reserve the right to change the above without notice.



NON-CLOG SUBMERSIBLE SEWAGE PUMPS



**FLOWMORE
PUMPS**

An ISO 9001 Company

- A TRUSTED NAME IN PUMPS

Manufactured by :

FLOWMORE PRIVATE LIMITED

A-292, Mahipalpur Extn., N.H.-8, New Delhi-110 037

Phone : 91-11-30623740 (8 Lines) Fax : 91-11-26783278, 26781483

e-mail : delmkt@flowmorepumps.com Website : www.flowmorepumps.com

Regional Offices :

Mumbai : 09, Swastik Chambers, Sion-Trombay Road, Chembur, Mumbai - 400071 Ph.: 022-55997964 Fax : 022-55997965

Chennai : No. 72, Ground Floor, Bijayati Towers, Halls Road, Kilpauk, Chennai - 600010 Ph.: 044-52032673 Fax : 044-52032709

Kolkata : 12B, Panditiya Place (1st Floor), Kolkata - 700 029 Ph.: 033-30951189 Fax : 033-24545014

Branch Offices : **Ahmedabad • Hyderabad • Bangalore • Indore • Bhubaneswar**

Works : 9th Mile Stone, G.T. Road, Sahibabad, P.O. Mohan Nagar (U.P.) - 201007

Phone : 0120-2941619, 2941526, 3090617 Fax : 0120-2941390